Perkins 22 kVA





INTRODUCTION

Our power generation system, providing optimum performance, and reliability, for stationary standby, prime power, and continuous duty applications. All generator sets are factory build, and production tested.

Power (kVA)

3 Phase,50 Hz, PF 0.8

VOLTAGE	STANDBY RATING (ESP)		PRIME RATING (PRP)		Standby Amper
	kW	kVA	kW	kVA	
400/231	17,60	22,00	16,00	20,00	31,76

STANDBY RATING (ESP) Applicable for supplying power to varying electrical load for the duration of power interruption of a reliable utility source. ESP is in accordance with ISO 8528. Overload is not allowed.

PRIME RATING (PRP) Applicable for supplying power to varying electrical load for unlimited hours. PRP is in accordance with ISO 8528. 10 % overload capability is available for a period of 1 hour within 12-hour perod of operation,in accordance with ISO 3046.

General Characteristics

Model Name	DPX-15701
Frequency (Hz)	50
Fuel Type	Diesel
Engine Made and Model	PERKINS 404A-22G1
Alternator Made and Model	PI144D
Control Panel Model	6020
Canopy	AK 11

ENGINE SPECIFICATIONS

Engine	PERKINS
Engine Model	404A-22G1
Number of Cylinder (L)	4 cylinders - in line
Bore (mm.)	84
Stroke (mm.)	100
Displacement (lt.)	2.216
Aspiration	Naturally Aspirated
Compression Ratio	23.3:1
RPM (d/dk)	1500

Oil Capacity (Total With Filter) (lt)	10.6
Standby Power (kW/HP)	20.6/27.61
Prime Power (kW/HP)	18.7/25,06
Block Heater QTY	1
Block Heater Power (Watt)	500
Fuel Type	Diesel
Injection Type and System	Indirect
Type of Fuel Pump	Zexel Cassette type - In-Line
Governor System	Mechanic
Operating Voltage (Vdc)	12 Vdc
Battery and Capacity (Qty/Ah)	1x55
Charge Alternator (A)	15
Cooling Method	Water Cooled
Coolant Capacity (engine only / with radiator) (lt)	/7.0
Air Filter	Dry Type
Fuel Cons. Prime With %100 Load (lt/hr)	5.3
Fuel Cons. Prime With %75 Load (lt/hr)	4
Fuel Cons. Prime With %50 Load (lt/hr)	2.9

ALTERNATOR CHARACTERISTICS

Manufacturer	Stamford
Alternator Made and Model	PI144D
Frequency (Hz)	50
Power (kVA)	20
VOLTAGE (V)	400
Phase	3
A.V.R.	AS480
Voltage Regulation	(+/-)1%
Insulation System	H
Rated Power Factor	0.8
WEIGHT WOUND ROTOR (Kg)	41.87
COOLING AIR (m^3/min)	6

Open Gen.Set Dimensions (mm)

LENGHT	1360
WIDTH	850
HEIGHT	1040
DRY WEIGHT (kg.)	500
TANK CAPACITY (lt.)	45

Gen.Set Canopy Dimensions (mm)

LENGHT	1955

WIDTH	910
HEIGHT	1221
DRY WEIGHT (kg.)	700
TANK CAPACITY (lt.)	45



1 . Steel structures
2 . Emergency stop push button
3 . Control panel is right side of the set.
4 . Corrosion resistant locks and hinges
5 . Sump drains valves
6 . Sound proof foam material
7 . Base frame .tank

INTRODUCTION

Sound–attenuated and Weather-protective Enclosures Sound-attenuated and weather protective enclosures for generating sets from Aksa, meet event the sound requirements and provide optimum protection from inclement weather and development by our specialist acoustic engineers. Our modular designed sound insulated canopies provide ease of access for servicing and general maintenance and interchangeable components permitting on-site repair. Enclosures are designed to optimize genset cooling performance, providing you with confidence that genset ratings and ambient capability.

Control Panel

Control Module	DSE
Control Module Model	6020
Communication Ports	MODBUS

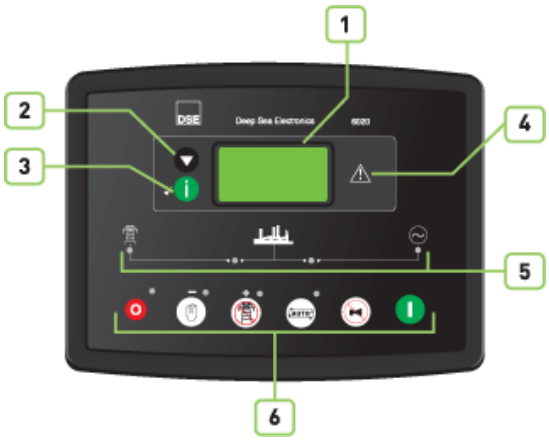

1. Main status display.
2. Display scroll button.
3. Page(information) button.
4. Common alarm indicator.
5. Status LED's.
6. Operation selecting buttons.

Devices

-DSE, model 6020 Auto Mains Failure control module.

-Battery charger input 198-264 volt, output 27,6 V 5 A (24 V) or 13,8 Volt 5A (12V)

-Emergency stop push button and fuses for control circuits.